

---

---

---

<http://www.tmu.edu.cn/wysyjx/>

022-83336981

2014 10 24

---

---

---

---

---

---

---

---

---

---

1

					1986
					— —
	18				
		1986			
				2001	
	5				2003
			2004		180
		2005			
				"	
	"	800			2007
	65				
	2008				
	2008				2009
	"				
		"		"	
		"		"	
			-		

	<p>" 1+2+3+X"</p> <p>"</p> <p>"</p> <p>9</p> <p>5</p> <p>" Blackboard"</p> <p>"</p> <p>7</p> <p>" New CI ass</p> <p>" " Blackboard"</p> <p>5</p> <p>3</p> <p>15</p> <p>19</p> <p>20</p> <p>5</p> <p>17</p>
--	--

					1965 7		
	m m						
	<ol style="list-style-type: none"> <li>1.</li> <li>2.</li> <li>3.</li> <li>4.</li> <li>5.</li> <li>6.</li> </ol>						

		<p>1988 7</p> <p>180</p> <p>2004</p> <p>3 2005 2007 65</p> <p>2013</p> <p>5 9 7</p> <p>4 6 2012 8</p> <p>AMEE 2012</p>
		<ol style="list-style-type: none"> <li>1. 2007 3 62-66.</li> <li>2. On PBL-based Curriculum Innovation: For International Students in TJMU, 2011 , 2011.10, 204-207.</li> <li>3. Construction and Practice of the Education Quality Guarantee System for International Students in the University of Western Medicine, AMEE 2012, Lyon, France(The continuum of education in medicine and the healthcare professions) , 2012. 08, pp. 500-501.</li> <li>4. , 2013.</li> <li>5. Q 2009 29 4 25-28.</li> </ol>

		1.	" "		2014. 12
		2.		7	" "
		3.	2014. 12 METS)	I II III	
		4.	2013		
		5.	2008		
		6.		2007	
		7.		2007	
		8.		5	2007
		9.		5	2007
		10.		6	2007
		1.	" "	2004. 1-2005. 1	
		2.	" "		"
		3.	2004. 7-2005. 7		
		4.	"		
		5.	" 2005. 7-2006. 7		
		6.	"		
		7.	"		
		8.	"		
		9.	"		
		10.	"		
		1.	2006. 10-2008. 9		
		2.	" PBL		"
		3.	"	2011. 08-2013. 12	
		4.	" CALL		" 2005. 6-2007. 6
		5.			
		6.			
		7.			
		8.			
		9.			
		10.			

7.	"			"
		07RS10-03	2007. 10-2009. 07	
8.	"			"
	"	"		06AI F0770079
	2006. 7-2008. 7			
1.	"			
	"		2010. 6	
2.	"			
	"		2009	
3.	"			"
		2009		
4.	"			2009,
5.	"			"
		2006		
6.	"			"
		2007		
7.	"	CALL		"
	2006			



		1	2	6	0	1	5	2	1		
		11%	22%	67%	0	11%	56%	22%	11%	9	40
						/				/	
	32	882		18	3588 /				585252		
	M <sup>2</sup>										
	1030			617	346.4				100%		
	5	3		5							

4. " "

m

2010

1. " PBL "

" " 2011-2013

2. " "

2010-2011

3. " " 2013-2015

4. " "

2012-2014

5. "

12.	"	"
	2012-2014	
13.	"	"
	2010-2012	
14.	" ' ' "	"
	2010-2012	
15.	2012-2014	"
16.	" ' ' "	2010-2012
17.	" 2010-2012	"
18.	" Wi ki 2010-2012	"
19.	" " " " "	2010-2012
20.	" m TBLT 2008-2010	"
21.	" 2007-2009	"
22.	" 2007-2009	"
23.	" CBL	2013-2014

24. " " " "

2013-2014

25. " " " "

" 2013-2014

m

m " "

"

27. " " "

44 2 2013

1

	—		2013
--	---	--	------

1. METS " " 2014. 12 .

2. METS " 2014. 12 .

3. METS " 2014. 12 .

4. METS

	"	"			2014. 12	.
5.			METS			
	"	"			2014. 12	.
6.			METS			"
	"				2014. 12	.
7.			METS			"
	"				2014. 12	.
8.				"	"	
			2014. 12			.
9.			"	"		
	2014. 12					.
10.			i Med			;
					2014	.
11.			METS)	I		
					2013	.
12.			METS)	II		
					2013	.
13.			METS)	III		
						2013
14.					2013	.
15.					2013	.
16.						
			2012			.
17.						
	2012					.
18.						
					2012	.

19.

2012 .

20.

2010 .

47

1				2013
2				2013
3				2013
4				2012
5				2012
6				2012
7				2010
8				2010
9				2010

2

1			1965 7					26			
2			1970 10					3			---

17			1964 8					20			
18			1976 4					15			
19	y		1969 6					23			
20			1973 11					18			
21			1976 7					15			
22			1975 10					16			
23			1974 8					17			
24			1976 11					15			
25			1971 11					10			
26			1976 10					5			
27			1980 5					6			
28			1980 10					5			
29			1981 4					7			
30			1981 4					6			
31			1981 10					7			
32			1981 11					8			
33			1981 11					7			
34			1981 12					11			



35			1982 3					6			
36			1982 9					4			
37			1984 5					4			
38			1985 1					4			
39			1986 5					3			
40			1988 2					1			
41			1988 12					1			
42	Linda Mary Perkins							10			
43	Bronwyn Jean Tucker							3			
44	Beverley Christine Cousell		1953 2					10			
45	Lilia Gonzales Foroozan		1955 3					10			

2

2-1

2006 [ 2006 2 ]

20



"

"

"

"

"

"

"

-

"



1.

2.

3.

4.



"

"

'

'

"

"



1.

2.

"

"

"

"

"

"

3.



1.

-

"

"


-

2.

3.

4.

5.



2-2

7		
8		
9		
10		
11		
12		
13		
14		
15		
16		
17		
18		

2-3

" 1+2+3+X"



"

"



"

" "

" "

" " Blackboard"

"

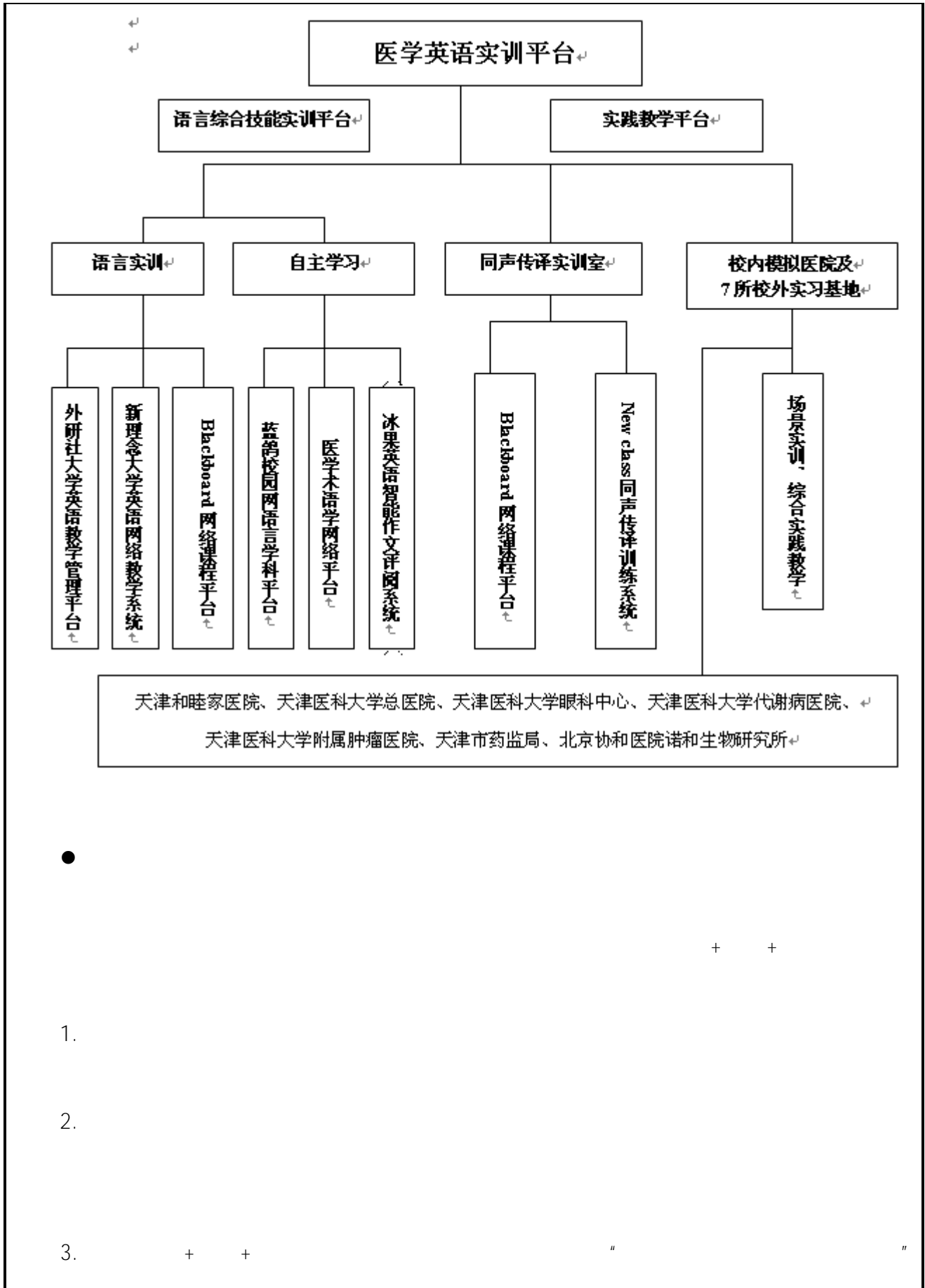
"

5

" New Class

7

" " Blackboard"



●

+ +

1.

2.

3.

+ +

"

"





●

+

+		: 288		16	
1	1-2	72	2	1-2	
2		36	2	3	
3		36	2	3	
4		18	1	4	
5		36	2	4	
6		18	1	4	
7	1-2	72	2	5-6	
		<b>288</b>	<b>16</b>		

●

+		: 936		52	
1		36	2	1	
2	1-3	108	6	1-3	
3	1-3	108	6	1-3	
4	1-4	144	8	1-4	
5	1-4	144	8	1-4	
6	1-2	72	4	3-4	
7		36	2	4	
8		36	2	4	
9		36	2	5	
10	1-2	72	4	5-6	
11	1-2	72	4	5-6	
12		36	2	7	
13		18	1	7	
14		18	1	7	
		<b>936</b>	<b>52</b>		

●

1		18	2	5	
2		18	2	5	
3		18		5	
4		36	2	6	
5		18	2	6	
6		18	1	7	

7	36	2	7
8	18	1	7
9	18		7
10	18		7
11	18		7

4



1.

2.

3.

- -

4.



5.

6.

- -

7.

- -

8.

- -



+ +

9.

10.

11.

12.

13.

14.

15.

1. PPT

PPT

2. BBC VOA

3. BBC VOA

4.

5.

6.

7.

7.

8.

9. " "

10. Blackboard

11.

3.	"		"		2013-2015
4.	"			"	2012-2014
5.	"			"	2012-2015
6.	"		"		2010-2012
7.	"			"	
8.	"				"
					, 2010-2012
9.	"	TBLT	'	'	"
					2010-2012
10.	"		"		2011-2013
11.	"				"
					2012-2014
12.	"			"	
					2012-2014
13.	"				"
					2010-2012
14.	"		'		"
					2010-2012
15.				"	2012-2014
16.	"	'	'		"
					2010-2012
17.	"			"	
					2010-2012

- 18. " Wiki " 2010-2012
- 19. " " " " 2010-2012
- 20. " " TBLT ' ' " 2008-2010
- 21. " " ' " 2007-2009
- 22. " " " " 2007-2009
- 23. " CBL " " 2013-2014
- 24. " " " " 2013-2014
- 25. " " " " 2013-2014
- 26. " " " " "
- 27. " " " " "

2-4

"

"

" 1+2+3+X"

"

" "

" "

" "

"

"

"

1.

PowerPoint

2.

3.

- - -

- -

-

1.

"

"

"

"

2.

3.

50%

50%

"

" "

" "

" "

Blackboard

"

"

"

1.

30%

2.

30%

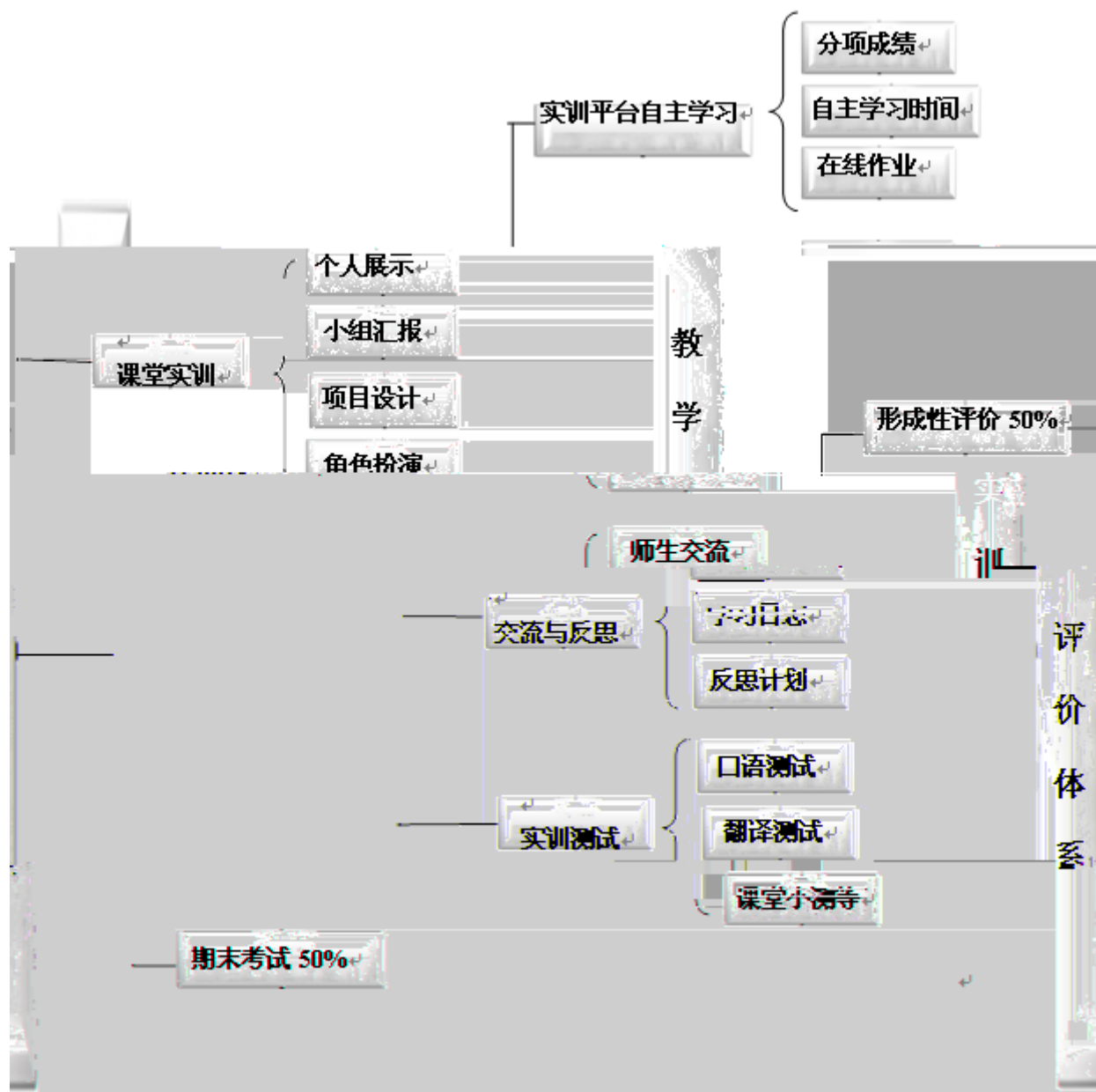
3.




10%

4.


30%



2-5



3



3

•

2010

2009

2014

"

"

9

•

•

3-5

/

/

4

•

•

3-2

9 36

---	1	5	2	1
	1	2	6	
---	2	23	11	
	2	9	23	2

5

10

20

2

5

3-3

---

"

"

2013

1

3

10

12

"

"

---

5

27

44

2

3

20

13

Temple University

" 3+2"

---

"

"

pp8-10

---

"

"

pp7-8

p10

---

**2011-2014**

---

---

2013

2013

2013

2013

2012

2012

2011

2011

2011

---

1				2013
2				2013
3				2013
4				2012
5				2012
6				2012
7				2013
8				2010
9		" "		2012
10				2012
11				2012
12				2012

4

4-1

4-2.





		2006	153000
		2006	133000
		2006	249000
		2006	157000
		2008	31800
	( )	2008	23800
		2008	98000
		2009	2700
		2009	393600
		2010	340000
		2010	165200
		2010	274800
		2012	50000
		2012	67200
		2012	52800
		2013	262400
		2014	23983
		2014	27500
		2014	491040
		2014	194950
		2014	7000
		2014	48300
		2014	3700
		2014	26000
		2014	2000
		2014	136000
		2014	1800
			<b>3463663</b>

5-2

100%

:

1

100%

2

3

5

6

1

10%

5-3

24

6.

6				"		" 1+2+3+X"
				"		" 1+2+3+X"
1.	" 1+2+3+X"					
	"	" "	" "	"	"	
2.						7

7.

7-1						
		"	"			
		2004		180		5
	2007	65		3		2008
4						
			2010			
2013	9		"		"	
					95%	70%

65%                                  79%                                  34%

23%

**2010-2014**

	2010	87.50%	51.15%	56.01%
	2011	80.00%	47.45%	53.17%
	2012	86.84%	45.99%	51.09%
	2013	72.22%	44.28%	51.37%
	2014	70.00%	41.05%	50.43%
		79.31%	45.98%	52.41%
	2014	83.00%	-	65.03%

**2011-2014**

	2011	58.33%	29.88%	42.44%
	2012	63.41%	36.87%	41.49%
	2013	61.76%	36.40%	40.08%
	2014	76.47%	38.99%	42.76%
		64.99%	35.54%	41.69%

**2011-2014**

	<b>CET-4</b>	<b>CET-6</b>
2011	94.78%	70.50%
2012	94.95%	73.03%
2013	94.15%	70.42%
2014	94.76%	69.87%
	94.66%	70.96%

20

30

20

95%

2012 2014

		<b>2012</b>	<b>2014</b>
1		8	4
2		9	6
3		4	2
4		3	6
5		1	0
6		2	3
7		1	2
8		1	2
9		3	2
10		1	2
11		1	1
		<b>36</b>	<b>30</b>

3

136

2013

10

4

2011

1

1

2

7

20

2012	"	"			1	2	
2012	"	"			1	1	1
2013			1	3	8	26	
2014			1	6	10	33	
2013				1	1	1	
2013		-			1	2	

7-2

2004 180

2007 65

2008

2009

20

8

8-1

1.

" "

18

3000

2.

" "

3.



8-2

1.

"

"

"

"

"

"

2.

3.

4.

5.

9

	<p style="text-align: center;">" " " "</p> <p style="text-align: center;">+ +</p>